




Sentinel™ & Sentinel SW Radiant Tube Heaters

Sentinel 100
Sentinel 125
Sentinel 150




Ceiling Mount



SideWall Mount

**Radiant tube heaters
designed specifically
for poultry houses
...with the best heat
coverage in the business**



Sentinel™ & Sentinel SW Radiant Tube Heaters

Maximum Heating Efficiency and Better Heat Pattern

L.B. White now offers two Sentinels, the standard ceiling mount and the new sidewall (SW) mount. Choose either based on your building management preference. Both models, with differing heat reflectors, maximize the radiant heat energy to where it is most needed: To the birds, with minimal waste to convection.

- Advanced reflector design delivers better heat distribution across the floor to the sidewall
- Pressurized burner technology delivers more even heat over the length of the heater

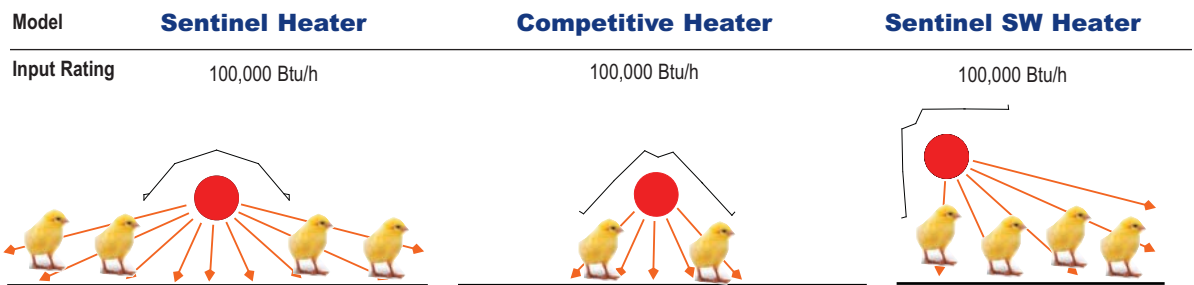


Sentinel, Ceiling Mount



Sentinel SW, Sidewall Mount

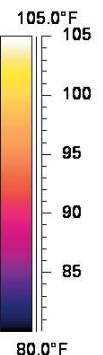
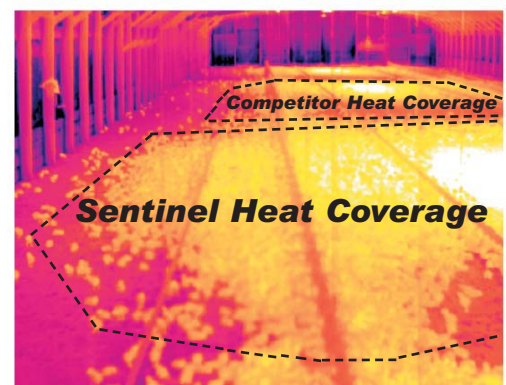
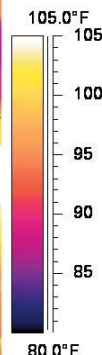
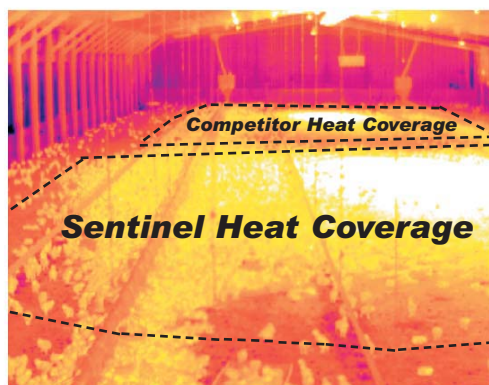
Radiant Tube Heat Pattern Comparison



Sentinel vs. Competitor Infrared Heat Image

The Sentinel tube heater delivers significantly more radiant heat to the ground than competitive tube heaters that are not specifically designed for poultry environments.

Application	Brood End	Growout End
Model Input Rating	80,000 Btu/h	80,000 Btu/h



Inside Temperature = 92° F. / Outside Temperature = 30° F.

More Efficient Heat with Better Coverage

Quick and Easy Service Access to Burner Box

Easy Maintenance

The L.B. White Sentinel radiant tube heaters provide the utmost ease in operation and maintenance over the life of the heater. The burner box door is positioned on the bottom for drop-down access to vital components. Installation is a breeze with interlocking tubes part of the complete installation kit.

- Allows for work on heater from under the unit where there is the most room
- Access to components with latches, tools not needed
- Components are accessible and easy to replace



Delivered with Everything Needed for Installation

All Sentinels arrive fully packaged and factory test fired. They also come with all components needed for installation at the site including chains and hooks and outlet cap with damper. Our superior packaging protects tubes and all other vital components from shipping damage and allows quick and easy access during setup.



Easy Assembly & Setup

- Interlocking tubes with clamps provided for each intersection
- Standard ceiling mount unit can be used with winch/pulley system allowing easy lowering for cleaning or repair

Dependable starts and fuel efficient operation

- Spark ignition for better reliability and longer life than HSI
- Shorter ignition times
- Large diagnostic and stage lights on bottom of unit create visibility from entire house

Safe, Reliable Performance

The Sentinel & Sentinel SW share the same quality design standards that have earned L.B. White its reputation as the leader in poultry forced air and radiant heating. The Sentinel provides the rugged durability to stand up to years of safe, reliable use in harsh confinement environments. And all Sentinels meet or exceed ANSI and CSA standards for safety.

Knowledgeable, Friendly Technical & Customer Support

With over 50 years of agricultural heating experience and a full line of radiant and forced air heating solutions, only L.B. White offers you the product quality, technical expertise and knowledgeable customer support you can count on to help you design the best heating solution for your needs.

For more information about how the L.B. White Sentinel can improve production and reduce costs, please contact your local L.B. White representative or contact us directly at **800-345-7200**.



Quality heaters you can count on.

Radiant Tube Heater Specifications

Model Numbers:

Sentinel 100-30 **Sentinel 100-40** **Sentinel 125-40** **Sentinel 125-50** **Sentinel 150-50**
Sentinel SW 100-30 **Sentinel SW 100-40** **Sentinel SW 125-40** **Sentinel SW 125-50** **Sentinel SW 150-50**

Rating (Btu/h):					
Single Stage	100,000	100,000	125,000	125,000	150,000
Dual Stage (<i>high/low fire</i>)	100,000 / 65,000	100,000 / 65,000	125,000 / 75,000	125,000 / 75,000	150,000 / 90,000
Tube Length (ft.):	30	40	40	50	50
Minimum Installation Height (ft.):	6	6	6	6	6
Inlet Gas Supply Pressure:					
Propane (<i>in. w.c.</i>)	11-13.5	11-13.5	11-13.5	11-13.5	11-13.5
Natural Gas (<i>in. w.c.</i>)	7-13.5	7-13.5	7-13.5	7-13.5	7-13.5
Fuel Consumption (max.):					
Liquid Propane Gas (<i>lbs./hr.</i>)	4.6	4.6	5.8	5.8	7.1
Natural Gas (<i>cu. ft./hr.</i>)	100	100	125	125	150
Ventilation (CFM):	140	140	140	140	140
Spark Ignition:	Yes	Yes	Yes	Yes	Yes
Temperature Controls Available:					
Individual Thermostat Control	Yes	Yes	Yes	Yes	Yes
Wired to House Env. Control	Yes	Yes	Yes	Yes	Yes
Electrical Requirements (Volts / Hz / Phase):	115 / 60 / 1	115 / 60 / 1	115 / 60 / 1	115 / 60 / 1	115 / 60 / 1
Minimum Clearance to Combustibles (ft.):					
Top	1	1	1	1	1
Side	6	6	6	6	6
Below	6	6	6	6	6
Heater Case Dimensions (in.):					
Height	9.5	9.5	9.5	9.5	9.5
Width	18	18	18	18	18
Length	30	30	30	30	30
Net Weight (lbs.):	120	150	150	180	180
Shipping Weight (lbs.):	140	170	170	200	200
Reflector Material:	Polished Aluminum	Polished Aluminum	Polished Aluminum	Polished Aluminum	Polished Aluminum
Tube Material:					
First 10 ft. section	Aluminized Steel	Aluminized Steel	Aluminized Steel	Aluminized Steel	Aluminized Steel
Balance	Steel	Steel	Steel	Steel	Steel
1/2" x 6' Gas Hose:	S	S	S	S	S
Regulator:	O	O	O	O	O
Piping Hardware, including gas shutoff:	O	O	O	O	O
Hanging Hardware:	S	S	S	S	S
Air Inlet Kit:	O	O	O	O	O

S = Standard O = Optional



Quality heaters you can count on.

Your L.B. White Dealer:

W6636 L.B. White Rd., Onalaska, WI 54650

(800) 345-7200

(608) 783-5691

(608) 783-6115, fax

www.lbwhite.com

© 2009 L.B. White Co.
All rights reserved.
All specifications are subject
to change without notice.

F#5112.0909